

Thank you for purchasing the PATLITE "NBM-D88 " Interface Converter. Before installation and use, please read this NBM-D88 Setup Manual (henceforth referred to as "this book") and its cautions and guidelines, then go to the following URL to download the instruction manual which explains more details regarding this product.

<https://www.patlite.com>

* Since the URL indicated above also contains information regarding firmware updates, etc., it is recommended to refer back to it periodically.

Notice

- The copyrights of this book is owned by the PATLITE Company, Inc. (henceforth referred to as "our company"). Any reproduction, duplication, alteration, or extracting portions of this book, etc., without written permission from our company is forbidden.
- This product meets severe quality control and inspection requirements prior to shipment, but if some failure or defect is found, please contact the place of purchase, or your PATLITE Sales Representative (indicated on the last page) to solve the issue.
- Please understand prior to use that no responsibility is taken at our company from any customers or third parties, for damages or other disadvantages, due to any failure or defect produced by using this product.
- Please understand that our company does not take any responsibility for damage and other disadvantages this product (software is included) has caused due to the customer using this product outside its designed application, such as for home, office and industrial use, high security applications such as medical or systems related to human life, directly or indirectly, or from claims from any third parties. Please understand prior to use that no responsibility is taken at our company for damages or other disadvantages, due to customers using this product beyond the scope of its general application, or from any claims from third parties. When using this product for applications in which equipment of higher reliability than the general application demands, such as a computer system, etc., please use suitable safety design countermeasures against system failure, etc.
- This product has been tested and found to comply with the limits for a Class A device, pursuant to EMC DIRECTIVE.
- These limits are designed to provide reasonable protection against harmful interference when the equipment is operated in a commercial environment.
- This product must not be used in residential areas.

FCC Compliance

This equipment has been tested and found to comply with the limits for a Class A digital device, pursuant to Part 15 of the FCC Rules. These limits are designed to provide reasonable protection against harmful interference when the equipment is operated in a commercial environment. This equipment generates, uses and can radiate radio frequency energy and, if not installed and used in accordance with the instruction manual, may cause harmful interference to radio communications.

Operation of this equipment in a residential area is likely to cause harmful interference in which case the user will be required to correct the interference at his own expense.

Package Contents

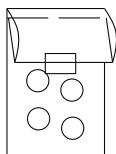
The following items below are included when being shipped.

If there should be any missing items, please refer to the end of this book for your nearest PATLITE Sales Representative.


① Main Unit (1pc)



② Rubber Feet (4pcs)



③ This Book



Network Setup

Once the power supply is switched on and startup is complete (as shown below), enter the IP address of this product into the web browser address section.

The factory default IP Address is:

192.168.10.1

- When the login screen is displayed, enter "patlite" in the password field, then click the "Login" button.
- The default password is "patlite." Please be sure to change the password to prevent any security breaching.
- Use the instruction manual downloaded from our website for the setup instructions of this product.
- * The LAN cable can either be a straight or cross cable when connecting the PC to this product.

For the latest option, please refer to the instruction manual.

<Web Browser Address Entry>

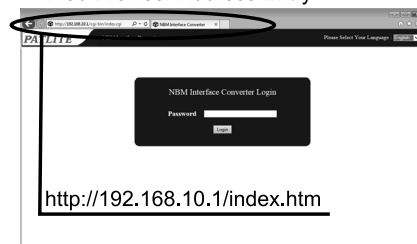


Figure 1 Login Screen

- The images in this manual may vary in comparison to the actual product and are only for the purpose of illustration.
- Specifications may change without notice due to continual product improvement.
- Despite the cautions and warnings provided in this manual, it is not the responsibility of PATLITE for any failure or damage occurred from mishandling.
- PATLITE, the PATLITE logo are either registered trademarks or trademarks of PATLITE Corporation in JAPAN and/or other countries.