

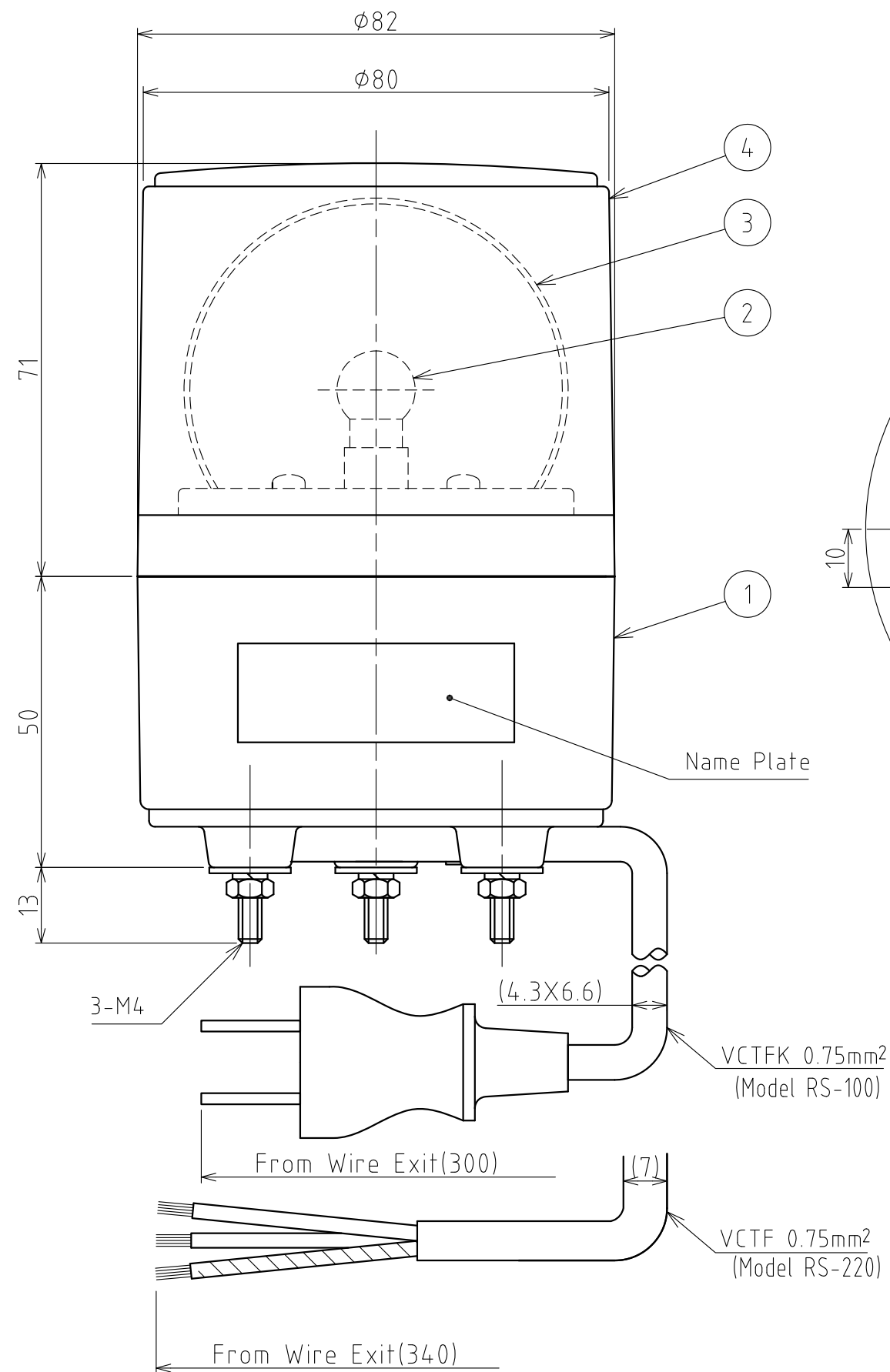
SPECIFICATIONS

[General Specifications]

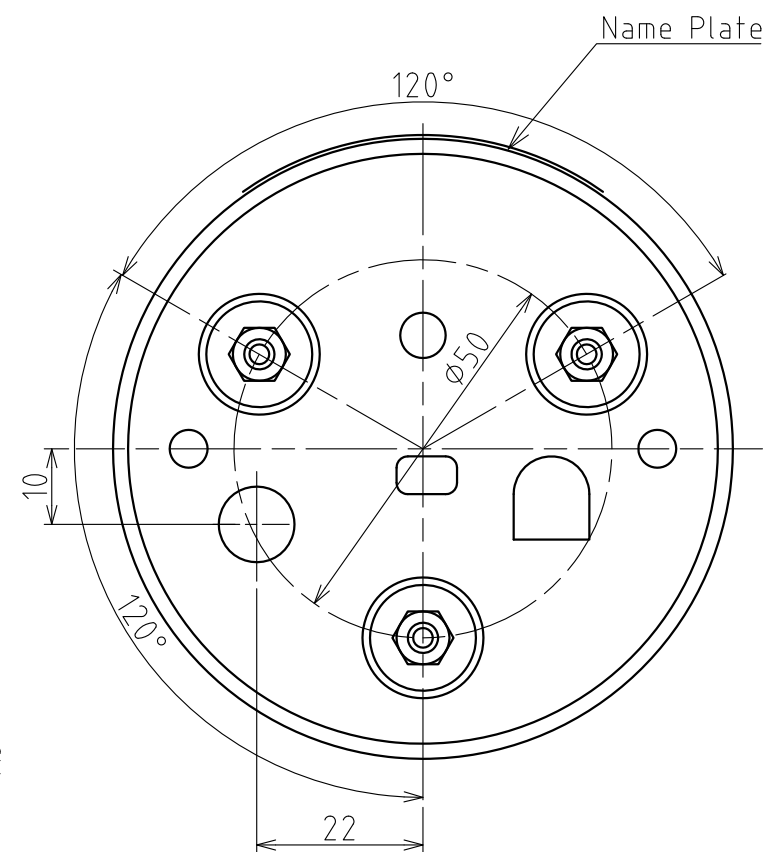
Model	RS-100	RS-220
Rated Voltage	100V AC (50/60Hz)	220V AC (50/60Hz)
Operating Voltage Range	90~110V AC	200~240V AC
Rated Current Consumption	70mA	35mA
Rated Power Consumption	7.3W	
Operating Ambient	-30 °C to +60 °C	
Operating Ambient Humidity	Less than 90% (No condensation)	
Storage Ambient	-30 °C to +60 °C	
Storage Ambient Humidity	Less than 90% (No condensation)	
Mounting Location	Indoors and Outdoors	
Mounting Direction	Indoor: Upright ,Inverted and Sideways, Outdoor: Upright	
Protection Rating	IP23 (IEC 60529)	
Environmental Condition	Upright Mounting	
Vibration Resistance	45m/s ²	
Insulation Resistance	More than 1MΩ at 500VDC Between live part and non-current carrying metallic part.	
Withstand Voltage	The following applied for 1min Between live part and non-current carrying metallic part without breaking insulation.	
	1000V AC	1500V AC
Flashing Rate	120±25 Flashes Per Minute	
Bulb	12V 6W (Base type: BA9S / Bulb shape: G14)	
Luminous Intensity (No	700cd	
Mass (Tolerance ±10%)	0.6kg	
Outer Dimensions	Refer to the Outer Dimension Drawing	
Remarks	<p>Model Number Configuration</p> <p>R S - □ - □</p> <ul style="list-style-type: none"> ● Luminous Color R: Red Y: Amber G: Green B: Blue ● Rated Voltage 100: 100V AC 220: 220V AC 	

No.RS-100-W18A-1_2

PATLITE Corporation



Dimensions



Bottom View

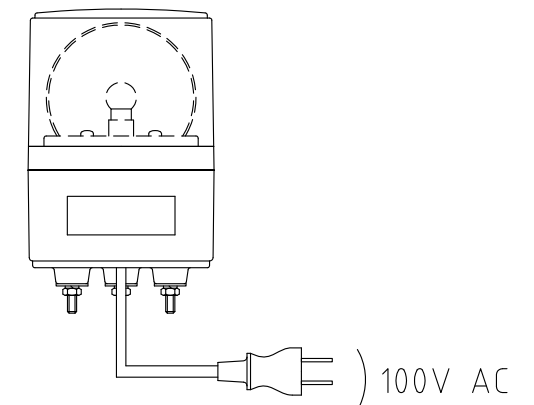
Note

1. Hole $\phi 30$ or more is required for plug's passing through.
2. For model RS-220, connect the earth wire(green/yellow wire) to ground.

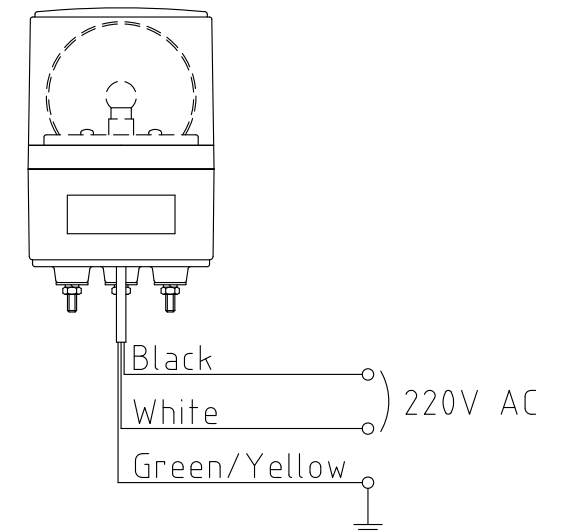
4	Globe	-	1	PC(Red, Amber, Green, Blue)	
3	Reflector	-	1	PC, Aluminum Coating	
2	Bulb	-	1	(Refer to Spec.)	
1	Body	-	1	ABS(Light Gray)	
番号 No.	部品名 Part Name	品目コード Part No.	数量 Qty.	材料 & 寸法 & 処理 Material & Size & Finish	記事 Remarks

Wiring Example

Model RS-100



Model RS-220



外観図面
Outer Dimension Drawing

株式会社 パトライト
PATLITE Corporation

RS-100-W18A-2_2